

THANK YOU FOR YOUR PURCHASE!



Did you know that when you leave feedback on TPT you earn credits towards future purchases?

★★★★★ Extremely satisfied

I truly appreciate your feedback to help my little store grow.

LET'S BE FRIENDS

Access my
Freebie
Library

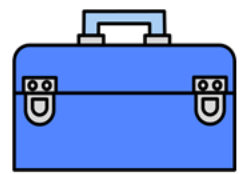
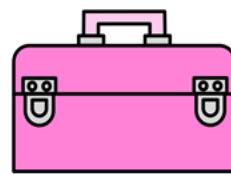
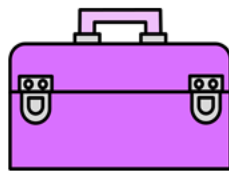
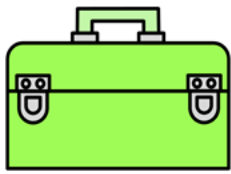
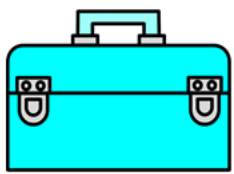


Stay updated on new product announcements (they are 50% off for the first 24 hrs posted!) by following me on TPT, checking out my website, and subscribing to my newsletter.

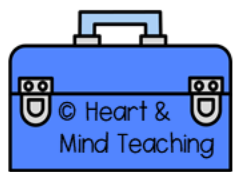
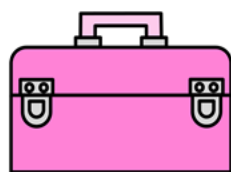
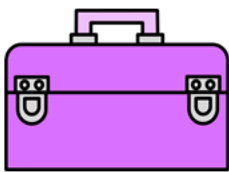
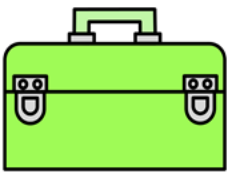



If you have any questions or concerns please email me at:
heartandmindteaching@gmail.com

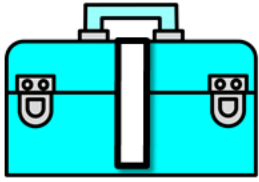
♥
Ashley



BEHAVIOR TOOLBOX Defiant



BEHAVIOR TOOLBOX



Defiant

What it looks like

- *Student challenges authority figures, teachers or parents, frequently.
- *Student appears to not care about punishment, may also refuse to take the punishment.
- *He/she often talks back.
- *Student comes across as if they do not think highly of themselves, often says they are not treated fairly by others.
- *He/she does not see the connection between their behavior and what is happening in their relationships with others. He/she lacks accountability and always rationalizes that it is someone else's fault.
- *Student lacks self-control and is emotional.
- *Student frequently starts arguments with other students, teachers and parents. Many times the argument is about issues that appear to be small, but the student feels they are larger than they really are.
- *Student criticizes teacher and claims they are not fair, appears to not care what the teacher says or does.

Bullying

BEHAVIOR TOOLBOX



Defiant

What to do

*The student usually either wants to be disliked, is escaping pain in their own life, and/or has learned aggression as a means of survival.

*Try not to take the defiance personally (hard to do), you are the outlet for the defiance not the cause. Ask "what is making you upset?", "what is the matter, you don't sound like yourself", "Is there something I can do to help?" Maintain a low calm tone of voice when speaking to this student, do not argue or raise your voice.

*When giving directions for a task or assignment, be in close proximity to the student. Use "do" more than "don't" when wording your directions. Saying "don't do this" or "stop doing that" invites defiance, instead say what you want them to do.

*Read the students mood, if they came in the room with a bad attitude or something set them off, then any directive from you is likely to be denied. Instead, give the student time to cool off and then attempt to ask if they need a break or want to talk.

*If the student responds with "No" or "I won't do it", delay your response. Wait a moment and look at the student with surprise. Say "I do not think I heard you." Give them a chance to change their response. If the situation does not improve, say "Let's talk about this later., when you can tell me what is on your mind." Speak to the student about the issue in private, in a quiet/neutral place.

*When conferencing with the student, be honest but caring. Listen to them fully, then explain that you both have one rule, that you both are respectful to each other.

*This student needs to gain personal power but in more productive ways. Assign the student some classroom responsibilities where he/she can be a leader, such as being a mentor to a younger student, or an office helper where he/she gets a lot of adult attention. Create group activities that he/she can have positive experiences with peers.

*Include the student in any discussions about changing their behavior, they need to feel part of the decision otherwise they will never go along with it. Be very specific about what behavior is not acceptable.

Bullying

BEHAVIOR TOOLBOX



Defiant

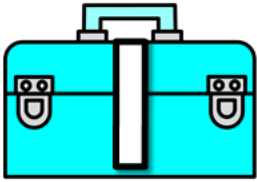
What NOT to do

- *Do not take the defiance personally or get emotional.
- *Do not get stuck in an "yes, you will" battle with the student or a power struggle.
- *Do not raise your voice, use sarcasm, or argue with this student. This can make the problem worse because the student will get defensive and it will increase their need to assert power.
- *Do not try to get other students on your side, and against the student.
- *Do not use unusually harsh punishments in retaliation.
- *Do not threaten punishments that you have no intention of carrying out.
- *Do not let the student think that you cannot handle them or that you are afraid of them.
- *Make all efforts to speak to this student on a one to one basis in private, versus in front of others.

Bullying

BEHAVIOR TOOLBOX

Defiant Quick Guide



what it looks like

- *Student challenges authority figures, teachers or parents, frequently.
- *Student appears to not care about punishment, may also refuse to take the punishment.
- *He/she often talks back.
- *Student lacks self-control and is emotional.
- *Student criticizes teacher and claims they are not fair.



what to do

- *Try not to take the defiance personally, you are the outlet for the defiance not the cause. Ask "what is making you upset?", "What is the matter, you don't sound like yourself"
- *Maintain a low calm tone of voice when speaking to this student, do not argue or raise your voice.
- *If the student responds with "No" or "I won't do it", delay your response and look at the student with surprise. Say "I do not think I heard you." Give them a chance to change their response. If the situation does not improve, say "Let's talk about this later."
- *When conferencing with the student, be honest but caring. Listen to them fully, then explain that you both have one rule, that you both are respectful to each other.
- *Power struggles with this student should be avoided.
- *Assign this student some classroom responsibilities..



what NOT to do

- *Do not get stuck in an "yes, you will" battle with the student.
- *Do not raise your voice, use sarcasm, or argue with this student. *Do not use unusually harsh punishments in retaliation.
- *Do not threaten punishments that you have no intention of carrying out.
- *Do not let the student think that you cannot handle them or that you are afraid of them.



Defiant

What to do (Cont.)

If the situation does not improve, say "Let's talk about this later., when you can tell me what is on your mind."

Speak to the student about the issue in private, in a quiet and neutral place.
*when conferencing with the student, be honest but caring. Listen to them fully, then explain that you both have one rule, that you both are respectful to each other.

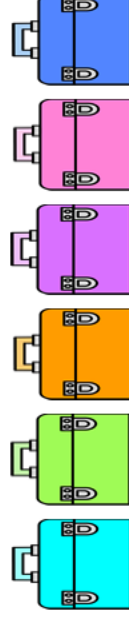
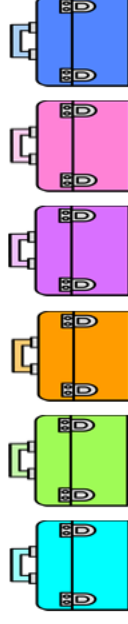
*This student needs to gain personal power but in more productive ways. Assign the student some classroom responsibilities where he/she can be a leader, such as being a mentor to a younger student, or an office helper where he/she gets a lot of adult attention. Create group activities that he/she can have positive experiences with peers.

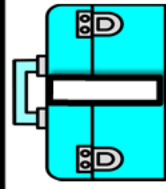
*Include the student in any discussions about changing their behavior, they need to feel part of the decision otherwise they will never go along with it. Be very specific about what behavior is not acceptable.

"A change in
behavior
begins with a
change in
the heart."

BEHAVIOR TOOLBOX

Defiant





Defiant

What it looks like

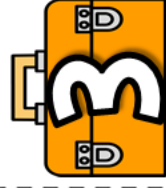
- *Student challenges authority figures, teachers or parents, frequently.
- *Student appears to not care about punishment, may also refuse to take the punishment.
- *He/she often talks back.
- *Student comes across as if they do not think highly of themselves, often says they are not treated fairly by others.
- *He/she does not see the connection between their behavior and what is happening in their relationships with others. He/she lacks accountability and always rationalizes that it is someone else's fault.
- *Student lacks self-control and is emotional.
- *Student frequently starts arguments with other students, teachers and parents. Many times the argument is about issues that appear to be small, but the student feels they are larger than they really are.
- *Student criticizes teacher and claims they are not fair, appears to not care what the teacher says or does.



2 Defiant

What to do

- *The student usually either wants to be disliked, is escaping pain in their own life, and/or has learned aggression as a means of survival.
- *Try not to take the defiance personally (hard to do), you are the outlet for the defiance not the cause. Ask "what is making you upset?", "what is the matter, you don't sound like yourself", "Is there something I can do to help?" Maintain a low calm tone of voice when speaking to this student, do not argue or raise your voice.
- *When giving directions for a task or assignment, be in close proximity to the student. Use "do" more than "don't" when wording your directions. Saying "don't do this" or "stop doing that" invites defiance, instead say what you want them to do.
- *Read the student's mood, if they came in the room with a bad attitude or something set them off, then any directive from you is likely to be denied. Instead, give the student time to cool off and then attempt to ask if they need a break or want to talk.
- *If the student responds with "No" or "I won't do it", delay your response. Wait a moment and look at the student with surprise. Say "I do not think I heard you." Give them a chance to change their response. (Continues on the flap)



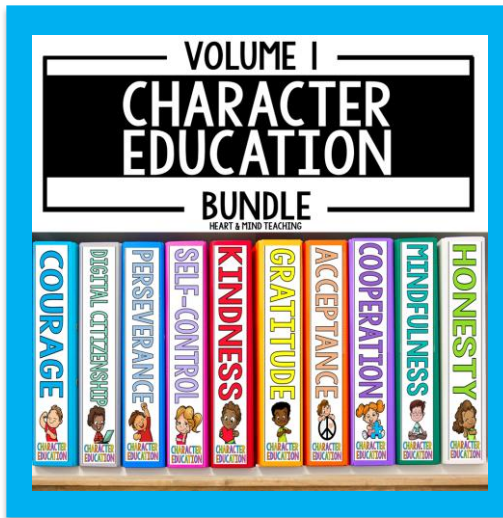
3 Defiant

What NOT to do

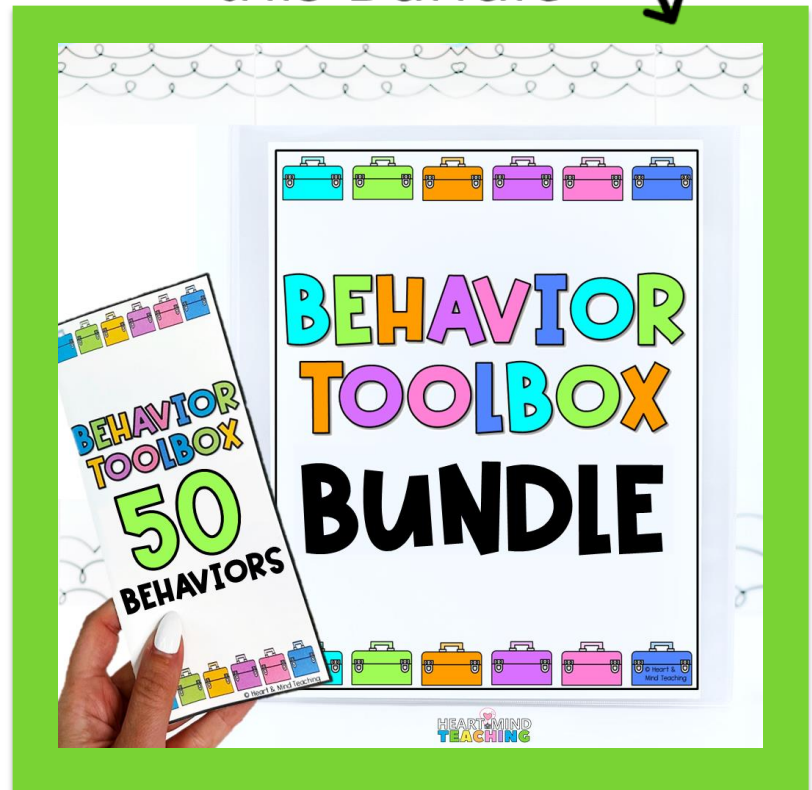

- *Do not take the defiance personally or get emotional.
- *Do not get stuck in an "yes, you will" battle with the student or a power struggle.
- *Do not raise your voice, use sarcasm, or argue with this student. This can make the problem worse because the student will get defensive and it will increase their need to assert power.
- *Do not try to get other students on your side, and against the student.
- *Do not use unusually harsh punishments in retaliation.
- *Do not threaten punishments that you have no intention of carrying out.
- *Do not let the student think that you cannot handle them or that you are afraid of them.
- *Make all efforts to speak to this student on a one to one basis in private, versus in front of others.

CHECK THESE OUT

CLICK ON THE PICTURES TO GET A CLOSER LOOK.



This product and **49** others are included in this Bundle →



COUNSELOR
Collab
— with Laura & Ashley —



Would you like to spend less time browsing for resources and lesson planning, and more time serving students? Let Laura from [Music City Counselor](#) and Ashley from [Heart and Mind Teaching](#) do the work for you!

CLICK TO COLLAB

MEMBER Perks

- ♥ Data-driven resources by theme.
- ♥ \$35+ value of ready-to-use materials.
- ♥ Lessons, group curriculums, forms, & activities.
- ♥ Tier 1, 2, and 3 research-based resources.
- ♥ No contracts, cancel anytime.

HEART+MIND
TEACHING



THANK YOU

FOR SUPPORTING MY LITTLE SHOP.

Hi there! I'm Ashley- a School Counselor, curriculum developer, blogger, and mama to two young boys. I have a passion for creating fun and engaging resources for Counseling and Social Emotional Learning.

LET'S BE FRIENDS


Ashley

Access my
Freebie
Library



FOLLOW FOR EXCLUSIVE SAVINGS

New products are 50% off for 24hrs.

CLICK HERE

★ HOW CAN YOU EARN TPT CREDITS? When you leave feedback, TpT rewards you with credits that you can use toward future purchases.

ACCESS MY FREEBIE LIBRARY

Join my Newsletter to be informed of all future added freebies.

I WANT FREEBIES

TERMS OF USE

© Heart and Mind Teaching, 2024. All rights reserved. Purchase of this item entitles the purchaser the right to reproduce for classroom, personal, and google classroom use only. Use in multiple classrooms, requires the purchase of additional licenses. Redistribution or duplication of this product is strictly forbidden without the written permission of the publisher. Copying any part of this product and placing it on a publicly accessible website is strictly forbidden and is a violation of the Digital Millennium Copyright Act (DMCA). You may post this for single-classroom use on a password protected student site such as google classroom. **You may NOT post my products on any public, for-profit, or commercial websites or entities, such as Outschool.** Please do not sell or distribute any part of this as your own. Thank you for abiding by universally accepted codes of professional ethics while using this product.



If you have any questions or concerns please email me at:

heartandmindteaching@gmail.com

CREDITS

